

G R E S B
★ ★ ★ ★ ★ 2019

Gdansk Transport Company SA

Gdansk Transport Company SA

GRESB Benchmark Report 2019

DATE: 2 Oct 2019 9:50:07am Wed UTC

Gdansk Transport Company SA

Gdansk Transport Company SA

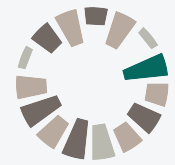
Participation & GRESB Score



Peer Comparison

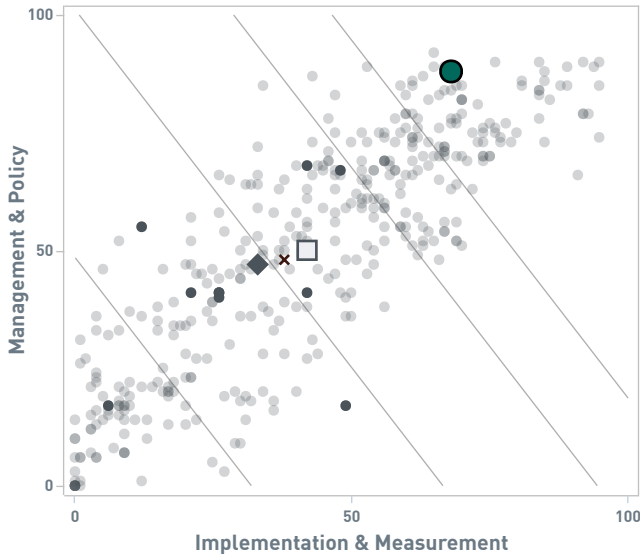


Europe | Motorways | Maintenance and operation
out of 11

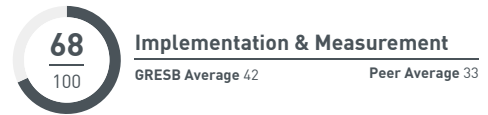
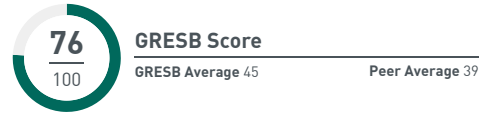


G R E S B
★ ★ ★ ★ ★ 2019

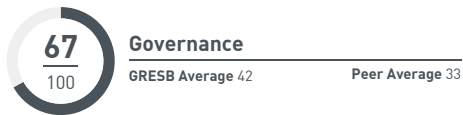

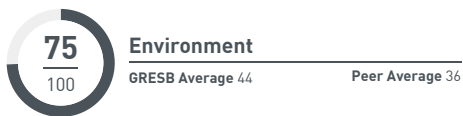
GRESB Model



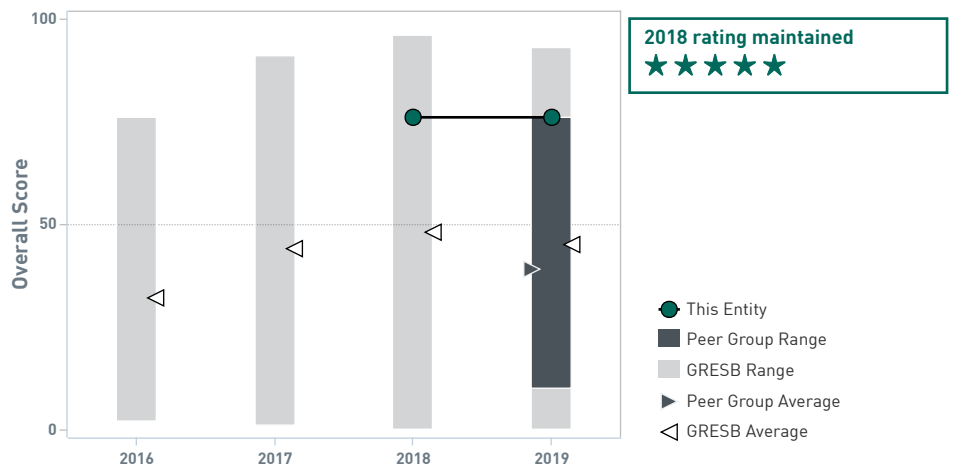
● This Entity ◆ Peer Group Avg. ● Peer Group □ GRESB Average
● GRESB Universe + Asia × Europe * Americas * Oceania
Globally Diversified




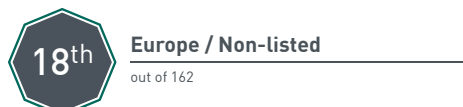
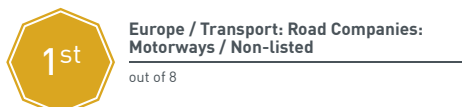
ESG Breakdown



Trend



Rankings



Aspects



Aspect	Weight in GRESB Score	This Entity	Peer Group		GRESB
Management	10.1%	85 ⁺⁹	PEER 44 ⁻³² AVERAGE		GRESB 58 ⁺¹ AVERAGE
Policy & Disclosure	10.2%	85 ⁺¹	PEER 51 ⁻²⁸ AVERAGE		GRESB 51 ⁻¹ AVERAGE
Risks & Opportunities	21.3%	69 ⁻⁵	PEER 33 ⁻²⁹ AVERAGE		GRESB 44 ⁻³ AVERAGE
Monitoring & EMS	10.1%	79 ⁺⁴	PEER 43 ⁻¹⁴ AVERAGE		GRESB 44 ⁺⁶ AVERAGE
Stakeholder Engagement	10.1%	94 ⁻¹	PEER 42 ⁻²⁵ AVERAGE		GRESB 49 ⁻¹ AVERAGE
Performance Indicators	35.7%	74 ⁺¹	PEER 38 ⁻²³ AVERAGE		GRESB 43 ⁻⁵ AVERAGE
Certifications & Awards	2.5%	0	PEER 0 ⁻¹⁴ AVERAGE		GRESB 11 ⁺⁴ AVERAGE